


**dalcon<sup>TM</sup> SIZE LIST – METRIC**

<b>DESCRIPTION</b>	<b>PAGE</b>
Table of contents	1
PTFE Film/Sheets - Standard	2
PTFE Film/Sheets - Superior	3
PTFE Cut from Skived Film	4
PTFE Moulded Sheets	5



**PRODUCT:** PTFE Film/Sheet - Standard

**GRADE:** dalcon<sup>TM</sup> 001 Natural

Thickness mm	Tolerance mm	Metre/Roll (Approx.)	1000mm Wide	1200mm Wide	1500mm Wide
			Kgs per linear metre		
0.025	+0.01 – 0.00	5000	0.057	0.068	-
0.05	+0.01 – 0.00	2331	0.1199	0.1439	0.180
0.07	+0.02 – 0.00	1500	0.1744	0.209	0.262
0.10	+0.03 – 0.00	1200	0.2507	0.2507	0.3759
0.12	+0.03 – 0.00	940	0.3052	0.3008	0.4415
0.15	+0.03 – 0.00	795	0.3597	0.3532	0.5394
0.20	+0.03 – 0.00	605	0.4687	0.4316	0.7029
0.25	+0.03 – 0.00	505	0.5777	0.5624	0.8625
0.30	+0.03 – 0.00	410	0.6867	0.6901	1.0299
0.40	+0.03 – 0.00	315	0.9047	0.8240	1.3569
0.50	+0.08 - 0.00	255	1.1772	1.4126	1.7657
0.60	+0.08 – 0.00	205	1.3952	1.6742	2.0927
0.70	+0.08 – 0.00	182	1.6132	1.9358	2.4197
0.80	+0.08 – 0.00	160	1.8312	2.1974	2.7467
1.00	+0.08 – 0.00	130	2.2672	2.7206	3.4006
1.25	+0.12 – 0.00	97	2.8558	3.4270	4.2837
1.50	+0.15 – 0.00	80	3.4335	4.1202	5.1503
2.00	+0.20 – 0.00	65	4.5780	5.4936	6.8670
2.50	+0.20 – 0.00	55	5.6680	6.8016	8.5020
3.00	+0.25 – 0.00	39	6.8125	8.1750	10.2187
3.50	+0.25 – 0.00	35	7.7392	9.2868	11.6085
4.00	+0.30 – 0.00	31	9.0470	10.8564	13.5705
4.75	+0.30 – 0.00	30	10.682	12.818	-

WEIGHTS STATED ARE APPROXIMATE AND FOR GUIDE PURPOSES ONLY

**Product Specification**


Natural conforms to: BS EN ISO 13000 FbP2 <=0.07mm Thick  
 BS EN ISO 1300 FbP2 >=0.10mm Thick  
 Also available: BS EN ISO 13000 FbP1 >=0.07mm Thick  
 BS EN ISO 13000 FbP1 >=0.10mm Thick, subject to quotation

**Quality Certification**

Commercial Certificate of Conformity.  
 Material Analysis Report.  
 BS EN ISO 9001:2000 Certificate.

**Information**

Colours & filled grades are available subject to quotation.  
 Not stock items will be subject to a full roll.



**PRODUCT:** PTFE Film/Sheet - Superior

**GRADE:** dalcon<sup>TM</sup> 001 Natural

Thickness mm	Tolerance mm	Metre/Roll (Approx.)	1000mm Wide	1200mm Wide	1500mm Wide
			Kgs per linear metre		
0.025	+0.003 – 0.00	5000	0.057	0.068	-
0.05	+0.005 – 0.00	2331	0.1199	0.1439	0.180
0.07	+0.006 – 0.00	1500	0.1744	0.209	0.262
0.10	+0.006 – 0.00	1200	0.2507	0.3008	0.3759
0.12	+0.007 – 0.00	940	0.3052	0.3532	0.4415
0.15	+0.012 – 0.00	795	0.3597	0.4316	0.5394
0.20	+0.015 – 0.00	605	0.4687	0.5624	0.7029
0.25	+0.015 – 0.00	505	0.5777	0.6901	0.8625
0.30	+0.020 – 0.00	410	0.6867	0.8240	1.0299
0.40	+0.025 – 0.00	315	0.9047	1.0856	1.3569
0.50	+0.030 – 0.00	255	1.1772	1.4126	1.7657

WEIGHTS STATED ARE APPROXIMATE AND FOR GUIDE PURPOSES ONLY

**Product Specification**

Natural conforms to BS EN ISO 13000 FaP2 <=0.07mm Thick  
BS EN ISO 13000 FbP2 >=0.10mm Thick


Also available BS EN ISO 13000 FaP1 <=0.07mm Thick  
BS EN ISO 13000 FbP1 >=0.10mm Thick, subject to quotation.

**Quality Certification**

Commercial Certificate of Conformity.  
Material Analysis Report.  
BS EN ISO 9001:2000 Certificate.

**Information**

Orders will be subject to a full roll.



**PRODUCT:** PTFE Cut from Skived Film

**GRADE:** dalcon<sup>TM</sup> 001 Natural

Thickness mm	Thickness Tolerance mm	1000mm x 1000mm Weight Kgs/Each	1200mm x 1200mm Weight Kgs/Each
1.00	+0.08 - 0.00	2.27	3.26
1.50	+0.15 - 0.00	3.43	4.80
2.00	+0.20 - 0.00	4.58	6.58
2.50	+0.20 - 0.00	5.67	8.00
3.00	+0.25 - 0.00	6.81	9.81
3.50	+0.25 - 0.00	7.74	11.15
4.00	+0.30 - 0.00	9.05	13.03

WEIGHTS STATED ARE APPROXIMATE AND FOR GUIDE PURPOSES ONLY

**Product Specification**


Conforms to BS EN ISO 13000 FbP2 <=4mm Thick  
Also available BS EN ISO 13000 FbP1 <=4mm Thick

**Quality Certification**

Commercial Certificate of Conformity.  
Material Analysis Report.  
BS EN ISO 9001:2000 Certificate.

**Information**

Sheet Size Tolerance: +30mm - 0.00.  
Colours & filled grades are available subject to quotation.  
Suitable to finish to the normal sizes stated.



**PRODUCT:** PTFE Moulded Sheets

**GRADE:** dalcon<sup>TM</sup> 001 Natural

Thickness mm	Thickness Tolerance mm	600mm x 600mm Weight Kgs/Each	1000mm x 1000mm Weight Kgs/Each	1200mm x 1200mm Weight Kgs/Each
5.00	+15% - 0.00	4.50	13.00	18.00
6.00	+15% - 0.00	5.40	16.00	21.00
8.00	+15% - 0.00	7.20	20.00	28.50
10.00	+15% - 0.00	9.00	25.50	35.50
12.00	+15% - 0.00	10.80	31.00	43.00
15.00	+15% - 0.00	13.50	39.50	53.00
20.00	+20% - 0.00	18.00	51.00	72.00
25.00	+20% - 0.00	23.00	62.00	90.00
30.00	+20% - 0.00	26.00	74.00	106.00
40.00	+20% - 0.00	35.00	90.00	141.00
50.00	+20% - 0.00	44.00	120.00	184.00

WEIGHTS STATED ARE APPROXIMATE AND FOR GUIDE PURPOSES ONLY

**Product Specification**

Conforms to BS EN ISO 13000 SbS2 <=5mm Thick  
 Also available BS EN ISO 13000 SbS1 <=5mm Thick, subject to quotation.

**Quality Certification**

Commercial Certificate of Conformity.  
 Material Analysis Report.  
 BS EN ISO 9001:2000 Certificate.

**Information**

Colours & filled grades are available subject to quotation.

